

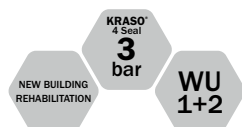


## KRASO® Pump Sump Poly 400 - NE - retrofit installation **LG 2**

for retrofit installation into existing base plate with **KRASO® Sealing Insert Type DD 500/400** (see page 19), made of high-quality, dimensionally and pressure stable solid wall material, with surrounding shear key and base for **KRASO® Sealing Insert** (not included in the scope of supply)

Type / Item	KRASO® Poly 400 / 60 - NE	KRASO® Poly 400 / 80 - NE
Internal diameter in cm	38.2	38.2
Internal height in cm	60	80
Weight approx. in kg	17	21
<b>KRASO® Poly 400/60 - NE</b> (excl. accessories)	<b>569 €</b>	<b>607 €</b>
Surcharge: per each 10 cm additional height	47 €	
<b>KRASO® Sealing Insert Type DD 500/400</b>	<b>374 €</b>	

Special sizes and designs available on request!

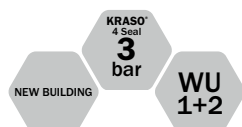


## KRASO® Poly - Inspection Shaft **LG 2**


for checking, maintaining and cleaning pipelines, with water pressure tight surrounding, thermally welded **KRASO® 4 Seal** and pre-installed shear key with cleaning opening, for sewage free of faeces, pipe connections DN 110/160 suitable for KG, HT and KG 2000 pipes | **DafStB waterproof concrete guideline: stress class 1 + 2**

Type / Item	KRASO® Poly - Inspection Shaft 400 / 80	KRASO® Poly - Inspection Shaft 500 / 80
Internal diameter in cm	38.2	46.9
Internal height in cm	80	80
Intake in cm h1	76	77
Drain in cm h2	78	78
Cleaning access pipe	DN 110	DN 160
Weight approx. in kg	18	30
<b>KRASO® Poly - Inspection Shaft</b>	<b>702 €</b>	<b>1,054 €</b>

Special sizes and designs available on request! Modification of pipe connection height possible!



after the building period:  
water pressure tight closure cover with  
**KRASO® Sealing Insert Type Poly 400 - Blind**  
with lifting lugs



## KRASO® Pressure Shaft 400 **LG 2**

for water drainage during the building period, with water pressure tight surrounding, thermally welded **KRASO® 4 Seal**, surrounding shear key, surrounding perforated plate encasement and filter fleece, with base for **KRASO® Sealing Insert Type Poly 400 - Blind** (not included in the scope of supply) water entry in non-installed state: with fleece 60 l/s, without fleece 90 l/s | **DafStB waterproof concrete guideline: stress class 1 + 2**

Type / Item	KRASO® Pressure Shaft 400 / 60	KRASO® Pressure Shaft 400 / 80
Internal diameter in cm	38.2	38.2
Internal height in cm	60	80
Perforated plate encasement in cm	20	20
Weight approx. in kg	15	17
<b>KRASO® Pressure Shaft 400</b> (excl. accessories)	<b>681 €</b>	<b>763 €</b>
<b>KRASO® Sealing Insert Type Poly 400 - Blind</b>	<b>568 €</b>	

Special sizes and designs available on request!