... for more than 40 years +

All rights to the drawings and designs are the property of KRASO GmbH & Co. KG. •
Reproduction and distribution of the drawings as well as any other use require our written consent. •
The provisions of the currently valid abP* (general building authority test certificate) always apply

KRASO GMBH & CO. KG
Baumannweg 1 | DE-46414 Rhede
T +49(0)2872 - 9535-0
info@kraso.de | **KRASO**.de

8.9.1.2-MA.EN-v1.0-10.25-RSc.DK

KRASO®
SIMPLE + TIGHT



abP
NEW BUILDING
WU 1+2

KRASOflex® Joint Plate ZVB 150
Installation instructions

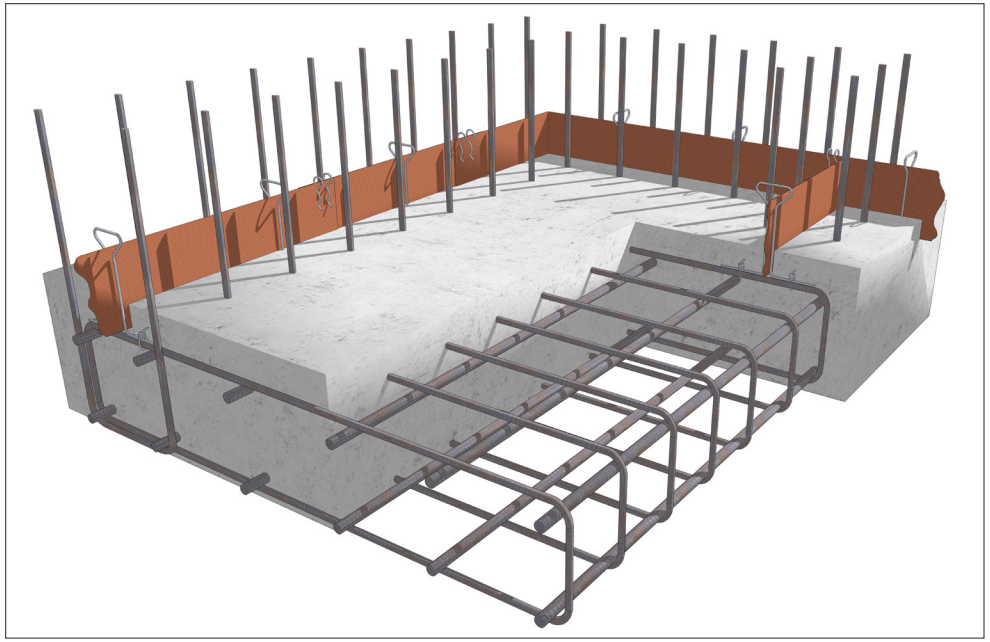

KRASOflex® Joint Plate ZVB 150

Cement-composite plate with mineral special coating for the sealing of concrete elements in contact with soil with high water penetration resistance against soil moisture, non-pressurised and pressurised water in the area of construction joints in accordance with abP.

Storage and accessories



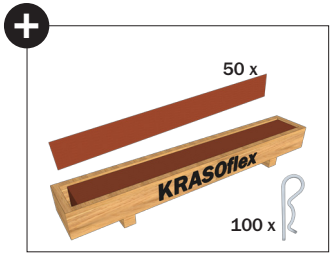

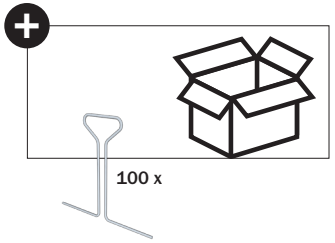

Processing



Extensive dirt caused by concrete must be removed immediately and carefully with a scrubbing brush and water!

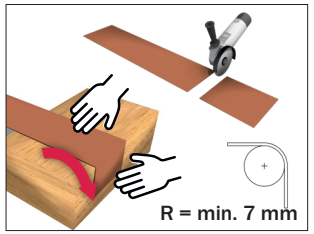

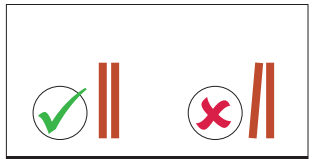

When installing, press down firmly on the overlapping joints and secure them with joint clips!

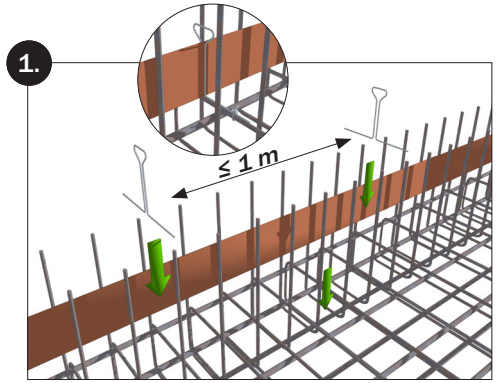

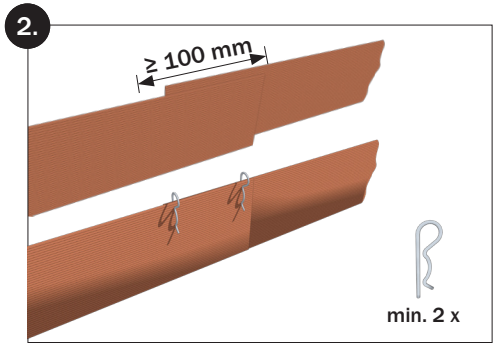

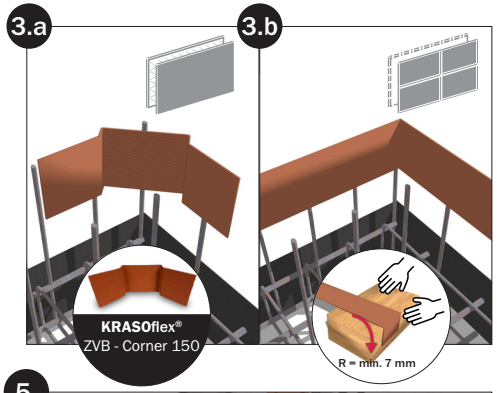

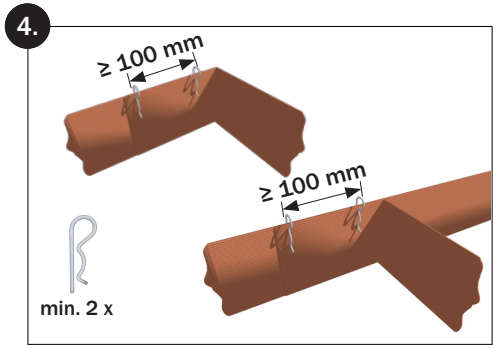

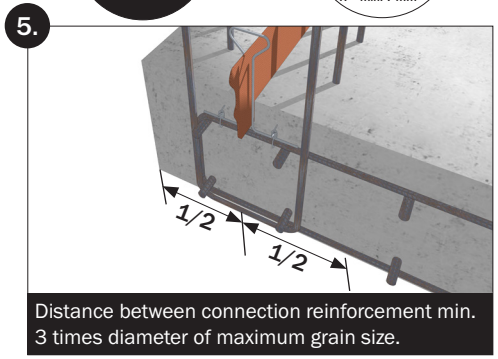

Distance between connection reinforcement min. 3 times diameter of maximum grain size.

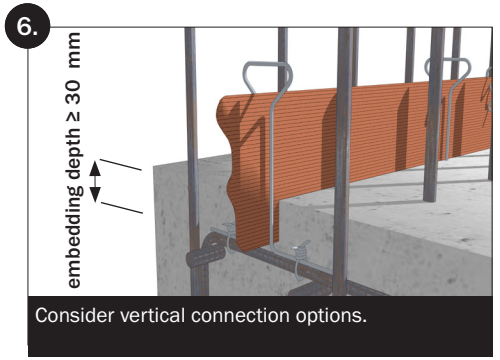

Consider vertical connection options.

Execution of overlapping joints in accordance with abP

Overlaps water tight:

1. ≥ 100 mm by pressing together over the entire surface
2. ≥ 50 mm by additional adhesion with **KRASOflex®** Mounting Adhesive

Overlaps water and radon-tight:

3. ≥ 55 mm by additional adhesion with **KRASOflex®** Mounting Adhesive

Always secure overlapping joints with **KRASOflex®** Joint Clips!

8.9.1.2-MA.EN-v1.0-10.25-RSc.DK