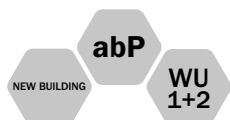


## TECHNICAL DATA SHEET



### KRASOflex<sup>®</sup> Construction Joint Tape AA (factory standard with abP)

#### Application area


**KRASOflex<sup>®</sup>** external construction joint tape AA for the sealing of horizontal and vertical construction joints in waterproof concrete structures.

#### Technical details

- + External
- + The material properties and profile geometries of the joint tape fulfil the requirements of the **KRASOflex<sup>®</sup>** factory standard
- + May be used in the case of pressing and non-pressing water as well as ground moisture acc. to general building authority test certificate (abP)
- + Meets the fire behaviour requirements of class E acc. to DIN EN 13501-1

#### Tests

- + DafStB waterproof concrete guideline: stress class 1 + 2
- + General building authority test certificate P-MPA-BS-240024



#### Material

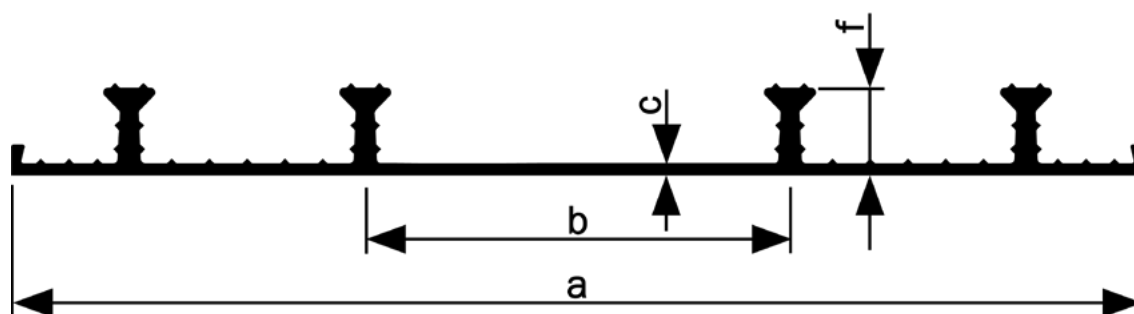
Joint Tape

PVC-P

## TECHNICAL DATA SHEET

### KRASO® Construction Joint Tape AA (factory standard with abP)

Technical drawing



**a** = total width | **b** = expansion width | **c** = tape thickness | **f** = height of locking anchor

Type	a (cm)	b (cm)	c (cm)	f (cm)	Quantity locking anchors	m / roll	Item no.
AA240/20	240	90	4	20	4	25	KAA24020
AA240/35	240	100	4	35	4	25	KAA24035
AA320/25	320	100	4	25	6	25	KAA32025
AA320/35	320	100	4	35	6	25	KAA32035
AA500/35	500	120	4	35	8	20	KAA50035

## TECHNICAL DATA SHEET

### KRASO® Construction Joint Tape AA (factory standard with abP)

#### Material properties

Characteristics	Specifications	Test specifications
General properties	Free from bubbles, cracks and blowholes	DIN 18 541 -2 (5.2)
Dimensional accuracy	Compliance with the minimum dimensions according to annex 1 or DIN 18541 , part 1	DIN 18 541 -2 (5.3)
Shore hardness	80 ± 5 Shore A	DIN 18 541 -2 (5.4)
Tensile strength	≥ 8.0 MPa	DIN 18 541 -2 (5.5)
Elongation at break	≥ 230 %	DIN 18 541 -2 (5.5)

#### Transport

The joint tape must be loaded and unloaded carefully and secured for transport. After delivery, it must be checked for undamaged condition, correct dimensions and completeness. At high outside temperatures, joint tapes must be transported without tension and then laid out at the installation site.

#### Storage requirements

The joint tapes must be stored on a transport pallet or flat base. When stored outdoors, they must be protected from sunlight, ice and snow. Storage rooms should be cool, dry and ventilated. Furthermore, the joint tapes must be protected from heat radiation and artificial light with a high UV content. The waterstops must always be stored protected from damage and soiling.