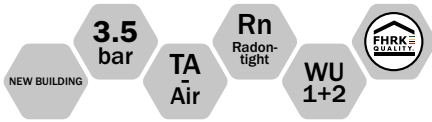


## TECHNICAL DATA SHEET



### KRASO® KDS 150 | KDS 150 MAX single wall penetration with plug-in sleeve

#### Application areas

Cable penetration system with one-sided plug-in sleeve for concreting, also suitable for installation in triple walls.

#### Technical details

- + Single wall penetration with bayonet connection (for **KRASO®** KDS 150 Accessories)
- + With plug-in sleeve on one side including connection for KG, HT or KG 2000 pipes DN 160
- + With plug-in system on one side for forming packages
- + Horizontal and vertical combination possible
- + **KRASO®** KDS 150 **MAX** with larger centre distance (270 mm) and integrated trowel flange for integration into the sealing of larger areas according to DIN 18533 W1 -E and W2.1 -E
- + On one side with water pressure tight surrounding **KRASO®** 3 Seal
- + Incl. 1 KDS closure cover and 1 **KRASO®** Cover as an installation aid
- + Made of break-resistant solid wall material
- + Temperature resistance up to 60 °C

#### Tests

- + **KRASO®** 3 Seal - MPA-tested up to 3.5 bar!
- + Certified with the quality seal of the FHRK e.V.
- + DafStB waterproof concrete guideline: stress class 1 + 2 (KDS 150 **MAX** with integrated trowel flange acc. to DIN 18533 W1 -E and W2.1 -E)

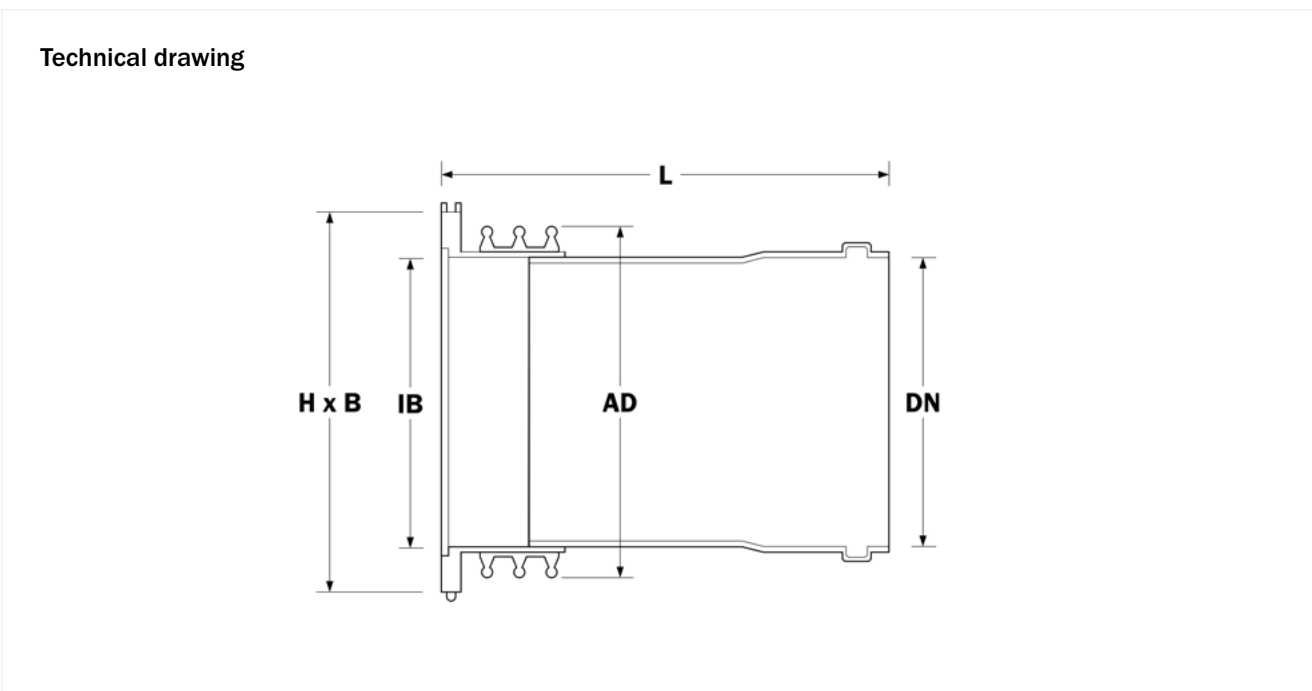


#### Material

Frame	PP-MD
Pipe	PVC
Lip seal	SBR
3 Seal	TPE
Closure cover	ABS

## TECHNICAL DATA SHEET

### KRASO® KDS 150 single wall penetration with plug-in sleeve



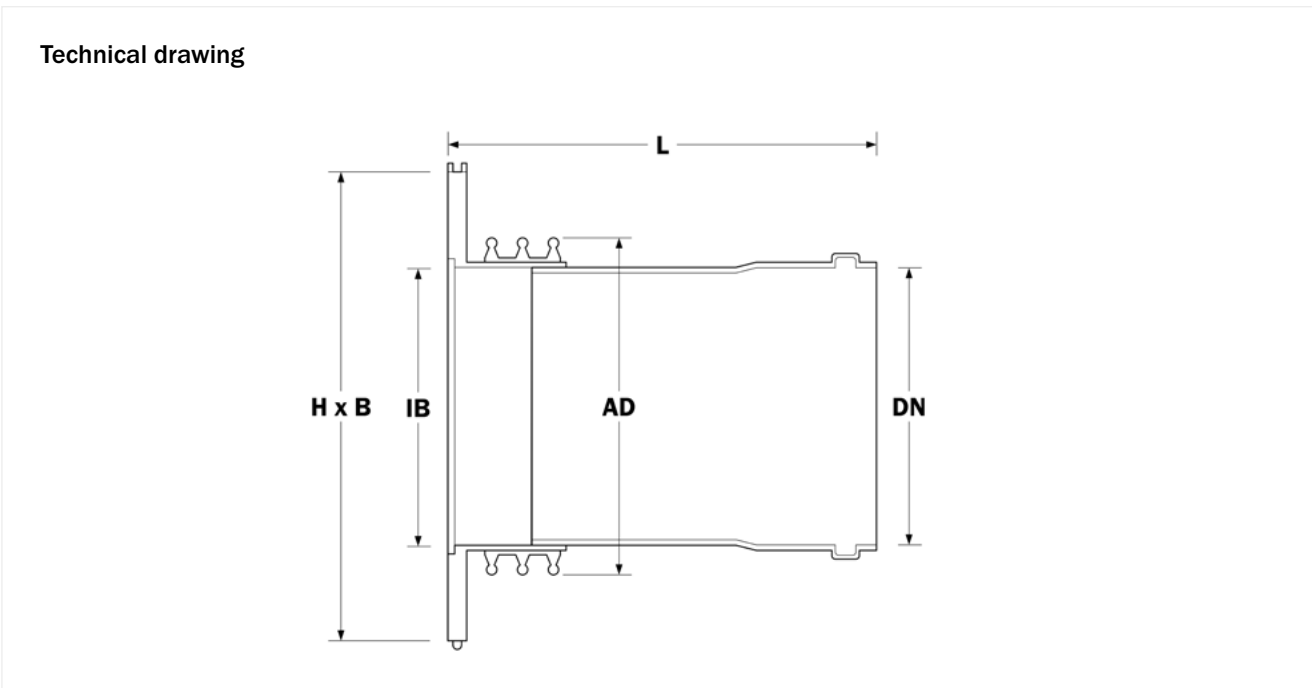
**H x B** = external frame dimension | **IB** = internal diameter bayonet fitting | **DN** = nominal width | **AD** = external diameter 3 seal | **L** = wall thickness

Item	H x B (mm)	IB (mm)	DN (mm)	AD (mm)	L (cm)	Weight (kg)	Item no.
<b>KDS 150</b> single wall penetration with plug-in sleeve	210 x 210	160	160	198	20	approx. 1.2	KKDS150200ES
	210 x 210	160	160	198	24	approx. 1.4	KKDS150240ES
	210 x 210	160	160	198	25	approx. 1.4	KKDS150250ES
	210 x 210	160	160	198	30	approx. 1.6	KKDS150300ES
	210 x 210	160	160	198	35	approx. 1.8	KKDS150350ES
	210 x 210	160	160	198	36.5	approx. 1.8	KKDS150365ES
	210 x 210	160	160	198	40	approx. 1.9	KKDS150400ES
	210 x 210	160	160	198	45	approx. 2.1	KKDS150450ES
	210 x 210	160	160	198	50	approx. 2.3	KKDS150500ES

Centre distance for package formation: 210 mm

## TECHNICAL DATA SHEET

### KRASO® KDS 150 MAX single wall penetration with plug-in sleeve



**H x B** = external frame dimension | **IB** = internal diameter bayonet fitting | **DN** = nominal width | **AD** = external diameter 3 seal | **L** = wall thickness

Item	H x B (mm)	IB (mm)	DN (mm)	AD (mm)	L (cm)	Weight (kg)	Item no.
<b>KDS 150 MAX</b> single wall penetration with plug-in sleeve	270 x 270	160	160	198	20	approx. 1.3	KKDS150MAXES200
	270 x 270	160	160	198	24	approx. 1.5	KKDS150MAXES240
	270 x 270	160	160	198	25	approx. 1.5	KKDS150MAXES250
	270 x 270	160	160	198	30	approx. 1.7	KKDS150MAXES300
	270 x 270	160	160	198	35	approx. 1.9	KKDS150MAXES350
	270 x 270	160	160	198	36.5	approx. 1.9	KKDS150MAXES365
	270 x 270	160	160	198	40	approx. 2.1	KKDS150MAXES400
	270 x 270	160	160	198	45	approx. 2.2	KKDS150MAXES450
	270 x 270	160	160	198	50	approx. 2.4	KKDS150MAXES500

Centre distance for package formation: 270 mm